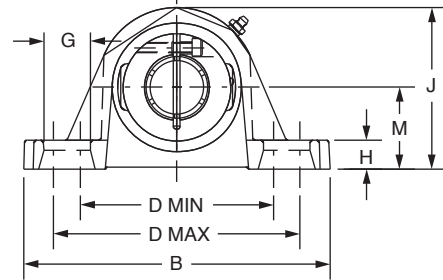
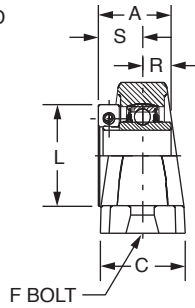
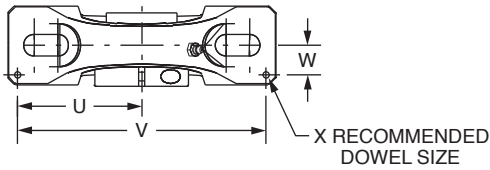
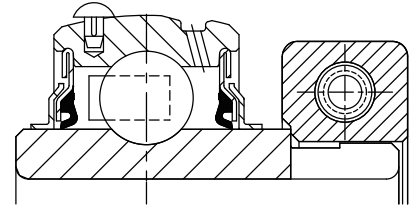




## SELECTION/DIMENSIONS

### D-LOK® Ball Bearings DLMAH MEDIUM DUTY AIR HANDLING PILLOW BLOCKS



Series	Shaft Size	Part No.	Description
206	1	<b>128474</b>	P2B-DLMAH-100
207	1-3/16	<b>128475</b>	P2B-DLMAH-103
	1-1/4	<b>065784</b>	P2B-DLAH-104
208	1-7/16	<b>128476</b>	P2B-DLMAH-107
209	1-1/2	<b>128477</b>	P2B-DLMAH-108
	1-5/8	<b>@</b>	P2B-DLAH-110L
210	1-11/16	<b>128478</b>	P2B-DLMAH-111
	1-3/4	<b>128479</b>	P2B-DLMAH-112
211	1-15/16	<b>128480</b>	P2B-DLMAH-115
	2	<b>128481</b>	P2B-DLMAH-200
212	2-3/16	<b>128482</b>	P2B-DLMAH-203
	2-1/4	<b>128483</b>	P2B-DLMAH-204
214	2-7/16	<b>128484</b>	P2B-DLMAH-207
	2-1/2	<b>128485</b>	P2B-DLMAH-208
215	2-11/16	<b>128488</b>	P2B-DLMAH-211
216	2-15/16	<b>128489</b>	P2B-DLMAH-215
218	3-7/16	<b>128490</b>	P2B-DLMAH-307

@ Assembled to order

# SELECTION/DIMENSIONS



## D-LOK® Ball Bearings DLMAH MEDIUM DUTY AIR HANDLING PILLOW BLOCKS

Bearing Reference Guide

ULTRA KLEEN

E-Z KLEEN

Extreme Duty

Setscrew Ball Bearing

GRIP TIGHT

D-LOK Ball Bearing

Series	Shaft Size	Weight lbs	A	B	C	D		F Bolt Dia.	G	H	J	L	M	R	S	U	V	W	X
						min.	max.												
206	1	4.2	1.56	6.25	1.75	4.25	5.00	1/2	0.94	0.75	3.31	2.22	1.69	0.58	0.98	2.88	5.76	0.56	0.12
			39.6	158.8	44.5	108.0	127.0	M12	23.9	19.1	84.1	56.4	42.9	14.7	24.9	73.2	146.3	14.2	3.0
207	1-3/16	5.6	1.75	6.50	1.75	4.68	5.44	1/2	0.94	0.71	3.75	2.69	1.88	0.67	1.08	2.91	5.82	0.56	0.12
	1-1/4	4.9	44.5	165.1	44.5	118.9	138.2	M12	23.9	18.0	95.3	68.3	47.6	17.0	27.4	73.9	147.8	14.2	3.0
208	1-7/16	7.2	2.01	7.25	1.93	5.18	5.88	1/2	0.91	0.93	4.19	2.74	2.13	0.75	1.26	3.26	6.52	0.69	0.12
			51.1	184.2	49.0	131.6	149.4	M12	23.1	23.6	106.4	69.6	54.0	19.1	32.0	82.8	165.6	17.5	3.0
209	1-1/2	9.2	2.01	7.50	2.13	5.44	6.06	1/2	0.88	0.88	4.44	2.99	2.13	0.75	1.26	3.38	6.75	0.69	0.19
	1-5/8	6.8	51.1	190.5	54.1	138.2	153.9	M12	22.4	22.4	112.8	75.9	54.0	19.1	32.0	85.9	171.5	17.5	4.8
210	1-11/16	10.1	2.01	8.13	2.25	6.00	6.68	5/8	1.08	0.81	4.60	3.24	2.31	0.75	1.26	3.69	7.38	0.81	0.12
	1-3/4	10.1	51.1	206.5	57.2	152.4	169.7	M16	27.4	20.6	116.8	82.3	58.7	19.1	32.0	93.7	187.5	20.6	3.0
211	1-15/16	12.3	2.25	8.88	2.30	6.38	7.44	5/8	1.21	0.88	4.96	3.69	2.50	0.88	1.37	3.94	7.88	0.81	0.12
	2	12.2	57.2	225.6	58.4	162.1	189.0	M16	30.7	22.4	126.0	93.7	63.5	22.4	34.8	100.1	200.2	20.6	3.0
212	2-3/16	17.5	2.38	9.50	2.37	6.88	7.94	5/8	1.21	0.88	5.40	4.11	2.75	0.90	1.48	4.25	8.50	0.88	0.12
	2-1/4	17.5	60.5	241.3	60.2	174.8	201.7	M16	30.7	22.4	137.2	104.4	69.9	22.9	37.6	108.0	215.9	22.4	3.0
214	2-7/16	19.4	2.60	10.75	2.69	7.50	8.50	3/4	1.32	0.94	6.09	4.38	3.00	1.06	1.54	4.88	9.76	0.94	0.12
	2-1/2	19.4	66.0	273.1	68.3	190.5	215.9	M18	33.5	23.9	154.7	111.3	76.2	26.9	39.1	124.0	247.9	23.9	3.0
215	2-11/16	24.9	2.40	11.75	2.88	8.50	9.50	7/8	1.44	1.00	6.75	4.69	3.50	0.82	1.58	5.48	10.96	1.04	0.12
			61.0	298.5	73.2	215.9	241.3	M22	36.6	25.4	171.5	119.1	88.9	20.8	40.1	139.2	278.4	26.4	3.0
216	2-15/16	25.4	2.62	11.75	3.00	8.50	9.50	7/8	1.44	1.25	6.97	4.99	3.50	0.88	1.74	5.50	11.00	1.09	0.12
			66.5	298.5	76.2	215.9	241.3	M22	36.6	31.8	177.0	126.7	88.9	22.4	44.2	139.7	279.4	27.7	3.0
218	3-7/16	34.9	2.72	14.00	3.38	10.32	11.62	7/8	1.59	1.31	8.00	5.49	4.00	0.92	1.80	6.60	13.20	1.19	0.12
			69.1	355.6	85.9	262.1	295.1	M22	40.4	33.3	203.2	139.4	101.6	23.4	45.7	167.6	335.3	30.2	3.0

FEATURES/BENEFITS PAGE B6-3	HOW TO ORDER/NOMENCLATURE PAGE B6-5	SELECTION/DIMENSIONS PAGE B6-10	ACCESSORIES PAGE B6-62
--------------------------------	--	------------------------------------	---------------------------